



Byproduct-based zeolite type A as absorbent material for decontamination of simulated radioactive wastewater

Araujo, M.S.^{a*}; Costa-Silva, D.L.^a; Mello Castanho, S.R.^a; Fungaro, D.A.^b

^a Centro de Ciência e Tecnologia de Materiais – CECTM – Instituto de Pesquisas Energéticas e Nucleares (IPEN/USP), 05508-000, São Paulo, Brazil.

^b Centro de Química e Meio Ambiente – CEQMA – Instituto de Pesquisas Energéticas e Nucleares (IPEN/USP), 05508-000, São Paulo, Brazil.

*Correspondence: mariana.araujo@ipen.br

Abstract: The secure disposal of radioactive wastewater, a waste from nuclear operations, presents a significant challenge due to the presence of hazardous radionuclides like cesium. The efficient removal of cesium, a major fission product with a long half-life and potent radiation, is crucial for environmental and human health protection. Zeolites, with their high ion exchange capacity and porous structure, offer a promising solution for cesium removal from wastewater. The potential to synthesize zeolites from abundant and cost-effective agro-industrial residues further enhances their appeal for sustainable wastewater treatment. The present study investigates the adsorption of cesium from simulated radioactive wastewater using zeolite type A synthesized from sugarcane bagasse ash, a readily available Brazilian byproduct. The synthesized zeolite was characterized by X-ray fluorescence spectroscopy, X-ray diffraction, and thermal analysis techniques. The results confirmed the successful synthesis of high-purity zeolite A with excellent adsorption capacity for cesium. The structural integrity and thermal stability of the zeolite were maintained even after cesium adsorption, making it suitable for immobilization processes. The findings highlight the potential of zeolite synthesized from sugarcane bagasse ash as an effective and sustainable material for the treatment and removal of cesium from radioactive wastewater, contributing to environmental remediation efforts in the nuclear industry.

Keywords: Radioactive Wastewater 1, Cesium removal 2, Zeolite 3, Sugarcane bagasse ash 4.



Zeólita tipo A à base de resíduo sólido agroindustrial como material absorvente para descontaminação de efluentes radioativos simulados

Resumo: O descarte seguro de efluentes radioativos, um resíduo das operações nucleares, apresenta um desafio significativo devido à presença de radionuclídeos perigosos como o céσιο. A remoção eficiente do céσιο, um importante produto de fissão com longa meia-vida e radiação potente, é crucial para a proteção da saúde humana e ambiental. As zeólitas, com sua alta capacidade de troca iônica e estrutura porosa, oferecem uma solução promissora para a remoção de céσιο de águas residuais. O potencial de sintetizar zeólitas a partir de resíduos agroindustriais abundantes e de baixo custo aumenta ainda mais seu apelo para o tratamento sustentável de águas residuais. O presente estudo investiga a adsorção de céσιο de águas residuais radioativas simuladas usando zeólita tipo A sintetizada a partir de cinzas de bagaço de cana-de-açúcar, um subproduto amplamente disponível no Brasil. A zeólita sintetizada foi caracterizada por espectroscopia de fluorescência de raios X, difração de raios X e técnicas de análise térmica. Os resultados confirmaram a síntese bem-sucedida de zeólita A de alta pureza com excelente capacidade de adsorção para o céσιο. A integridade estrutural e a estabilidade térmica da zeólita foram mantidas mesmo após a adsorção de céσιο, tornando-a adequada para processos de imobilização. Os resultados destacam o potencial da zeólita sintetizada a partir da cinza do bagaço da cana-de-açúcar como um material eficaz e sustentável para o tratamento e remoção de céσιο de efluentes radioativos, contribuindo para os esforços de remediação ambiental na indústria nuclear.

Palavras-chave: Efluentes radioativos 1, Remoção de céσιο 2, Zeólita 3, Bagaço de cana-de-açúcar 4.

1. INTRODUCTION

One of the foremost concerns associated with nuclear energy is the generation of radioactive waste and its secure disposal, which ranks among its significant drawbacks. Radioactive wastewater, a byproduct of nuclear operations, contains hazardous radionuclides like cesium, uranium, plutonium, and iodine, presenting grave health risks, including cancer [1].

Cesium, as a significant fission product of uranium, stands out among the produced radionuclides due to its emission of potent beta-gamma and beta rays, coupled with its relatively lengthy half-life of 30,4 years [2]. Moreover, it poses a significant challenge for wastewater treatment due to widespread presence and unique chemical properties.

Efforts to address cesium contamination have intensified in the past decade due to radioactive contamination incident placed in Fukushima Daiichi. However, challenges persist due to cesium's properties, emphasizing the need for efficient removal methods to manage radioactive wastewater effectively. Its similarity to other alkali metals complicates selective separation methods, necessitating innovative approaches to safeguard ecosystems and human health [1,3].

Zeolites, versatile materials, find extensive use in water and wastewater. They play key roles in filtration, ion exchange, adsorption, and membrane separation technologies due to their inherent high ion exchange capacity, large specific surface area and high thermal stability all from their three-dimensional porous crystalline structure. The potential to obtain zeolites from agro-industrial residues abundant in silicon and/or aluminum offers a cost effective and sustainable alternative to enable all the aforementioned applications[4].

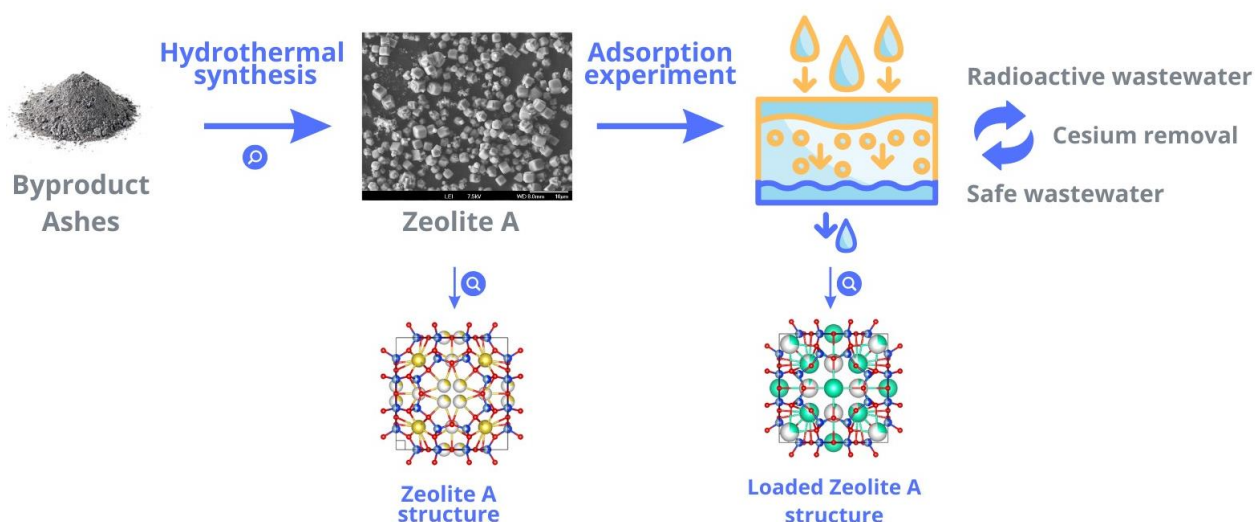
Finally, after the efficient removal, the selection of the most suitable method to immobilize the loaded zeolite depends on factors such as the type of contaminants, site-specific conditions, and regulatory requirements.

In the present study, the adsorption of cesium from simulated radioactive wastewater was tested using a zeolite type A synthesized from sugarcane bagasse ash. The samples were characterized by different techniques to evaluate their chemical composition and thermal stability. The results confirmed the obtention of high purity zeolites with adequate adsorption capacity and thermal integrity after the ionic exchange.

2. MATERIALS AND METHODS

The synthesis was carried by conventional hydrothermal according to previous works [5,6] using the sugar cane bagasse ash (SCBA) from a plant located in Franca, São Paulo/Brazil as source of silica. Simulated nuclear effluent containing Cs⁺ ions were adapted from the procedure studied by Tian and Sasaki [7] and loaded zeolites were produced by mixing 5 g of zeolite with the simulated nuclear effluent. The suspension was stirred for 24 h followed by filtering and drying for overnight at 105 °C. The obtained samples were marked as Loaded-Z. Fig. 1 shows a schematic representation of the conducted process and the obtained materials.

Figure 1: Schematic representation of the conducted process and the obtained materials.



Source: the author.

For semi-quantitative determination of the chemical compounds present in the residue and zeolites, chemical analyzes were carried out on an energy dispersive X-ray fluorescence spectrometer (ED-XRF) SHIMADZU EDX 720. The fundamental parameters (FP) method was used in powder samples. X-ray diffraction analyzes to identify the crystalline phases present in the materials obtained were carried out on a Rigaku SmartLab diffractometer in the theta-2theta configuration, using $\text{CuK}\alpha$ radiation ($\lambda = 1.5406 \text{ \AA}$). The X-ray diffraction data was recorded having a step of $0.05^\circ/\text{second}$. The evaluation of the thermal behavior of the zeolites during their heating was carried out by differential thermal analysis (ATD) and by thermogravimetry (TGA), using synthetic air, heating rate of $10 \text{ }^\circ\text{C}/\text{min}$ up to a temperature of 1300 and $950 \text{ }^\circ\text{C}$ respectively.

3. RESULTS AND DISCUSSIONS

The chemical composition of sugarcane bagasse ash (SCBA) obtained by X-ray fluorescence spectroscopy is shown in Table I. As expected, SiO_2 is the main component corresponding to 83.7 wt.% [6,8]. Despite the presence of silica, alumina, iron oxide and small amounts of other metal oxides were detected. The loss of ignition was 2.0 wt.%.

The chemical composition of synthesized zeolite obtained was adequate in comparison to other byproduct based in literature and the proportion of $\text{SiO}_2/\text{Al}_2\text{O}_3$ was 1.1, in agreement with expected for Na zeolite-A. The sodium content is related to its incorporation into the zeolitic material by hydrothermal synthesis, in which NaOH was used as an activating agent. Iron oxide was observed in an amount of 1.6 wt.% and other impurities below 1 wt.%. After the adsorption experiment, the retention of Cs_2O was up to 28.3 wt.%.

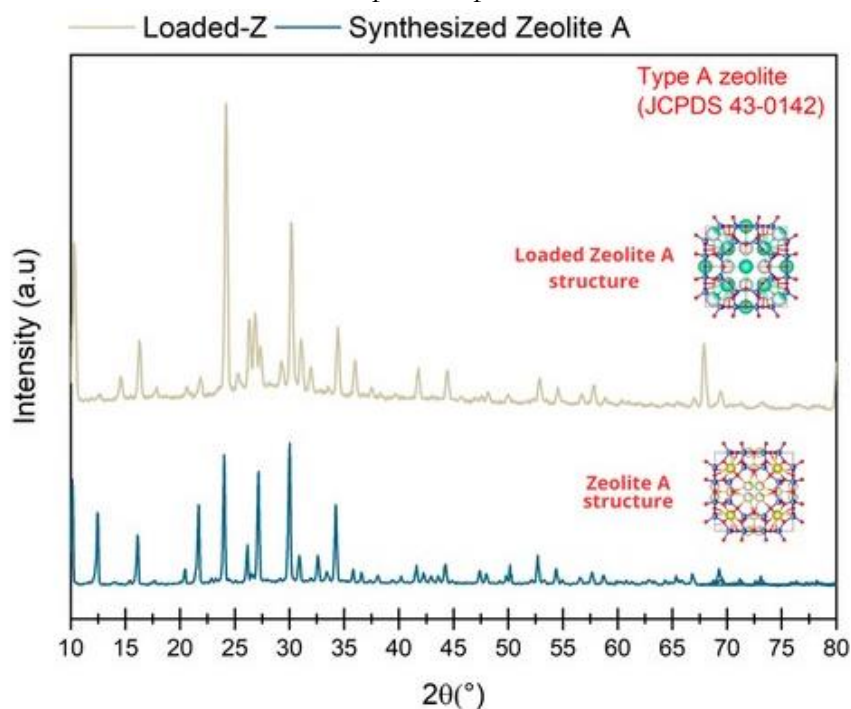
Table 1: Chemical composition all materials studied (weight%) obtained by X-ray fluorescence.

	SiO ₂	Al ₂ O ₃	Fe ₂ O ₃	Na ₂ O	Cs ₂ O	Other	L.O.I.*	SiO ₂ /Al ₂ O ₃
By-product								
SCBA	83.7	4.8	5.8	-	-	3.5	2.0	17.4
Zeolites								
Synthesized	33.2	31.3	1.6	17.4	-	0.7	15.8	1.1
Loaded-Z					28.3			

*L.O.I.= Loss on ignition.

The diffractograms obtained by the X-ray diffraction technique of the synthesized and loaded zeolite are shown in Fig.2.

Figure 2: X-ray diffraction patterns of the zeolite before (as synthesized) and after (loaded) the adsorption experiment.



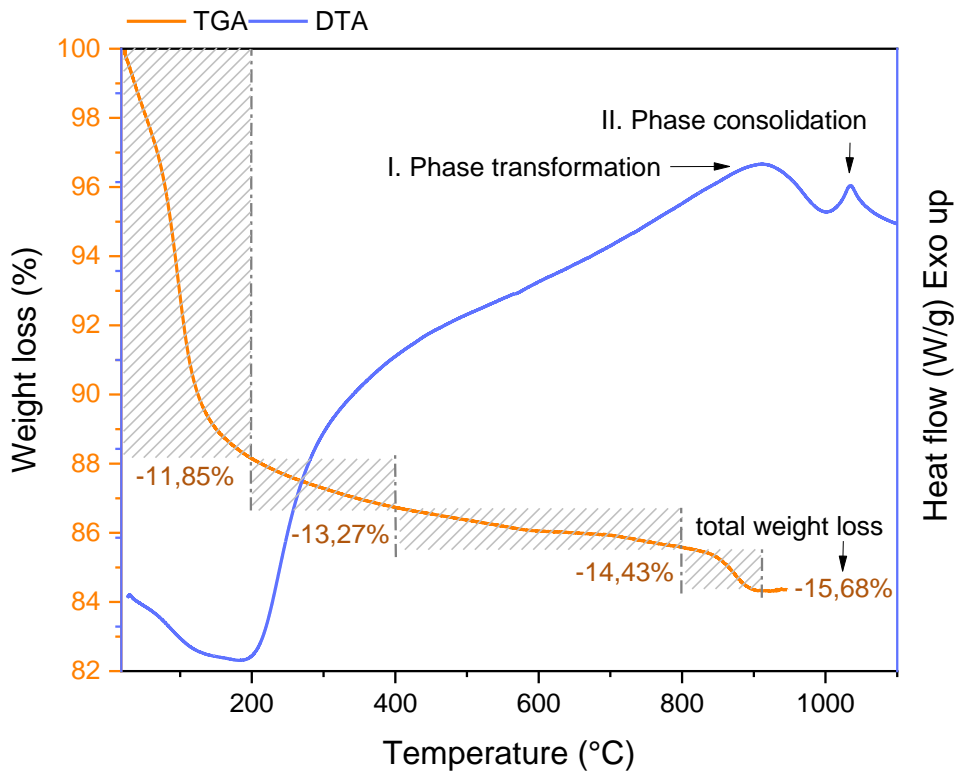
Source: the author.

From the data obtained it was possible to identify the crystalline phases present in the samples. As expected, the peaks identified in the synthesized sample correspond to the crystalline phase of zeolite 4A (JCPDS 43-0142). The absence of peaks related to quartz (SiO₂) indicates that this compound present in the ash has completely reacted with sodium

hydroxide during the formation of the zeolite, resulting in a high purity zeolitic material. The diffractogram of the loaded-Z mainly showed changes in intensity, due to the scattering properties and the high X-ray absorption coefficient of the Cs⁺ ions, a behavior already reported in the literature [7,9]. The observed changes are indicative of the high selectivity of the Cs⁺ ions for, with Na⁺ ions being replaced by Cs⁺, which perform the same function of stabilizing residual charges in the zeolite crystalline structure. The identified crystalline phase corresponds to dehydrated zeolite A, partially or completely replaced by cesium containing five crystalline structures [10], a result in agreement with data obtained by XRF.

To ensure the proper disposal of loaded or contaminated zeolites and considering the temperature range of this procedure, it's crucial to comprehend their thermal stability thresholds. The comparative results of differential thermal analysis (DTA) and thermogravimetric analysis (TGA) of loaded Z are shown in Fig.3.

Figure 3: Differential thermal (DTA) and thermogravimetric (TGA) analysis of Loaded-Z.




Source: the author.

Amorphization is the conversion of a crystalline state into an amorphous state without going through a melting or vitrification process. This phase transformation occurs gradually due to chemical, thermal, or pressure-induced alterations in the crystalline structure [11]. In general, zeolite A is characterized by having an exothermic around 900°C related to this phase transformation[12] and an exothermic peak at 1035°C to its consolidation[13,14].

From the graph of heat flow as a function of temperature it is possible to observe that at 400 °C the dehydration was complete, associated with a weight loss of approximately 13%. As the temperature rises, the material demonstrates stability until reaching around 800°C, at which point a notable exothermic shift commences and stabilizes at 913°C. At 1035°C, an exothermic event occurs, characterized by a peak. The cumulative weight loss observed was 15.68 %. The results are in accordance with the reported in literature supporting thermal stability maintenance after the ionic exchange.

The allusion to amorphization process is evident when observing SEM images of Loaded-Z before and after heating treating, as shown in Fig. 4. The original cubic structure of the zeolite changes into globular shapes after being heated at 913°C for 2 hours.

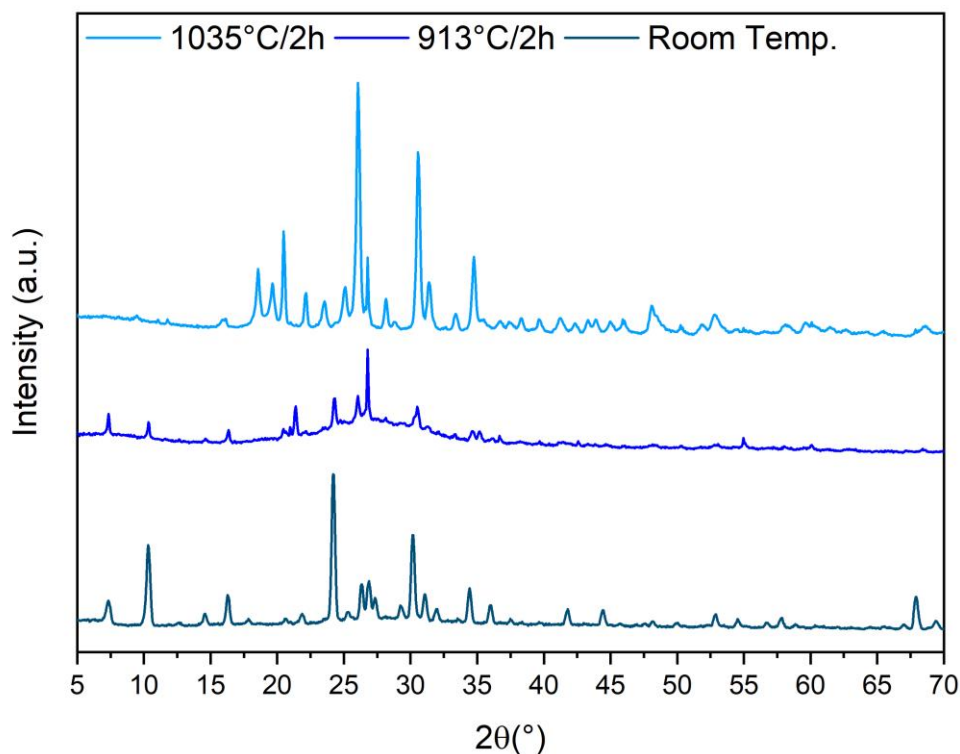
Figure 4: Scanning electronic micrographs obtained of Loaded-Z at room temperature (left) and after heat treated at 915°C for 2 hours (right).



Source: the author.

To complement the results from thermogravimetric analysis reported above, XRD analysis was conducted to investigate whether any temperature-induced mineralogical transformations were occurring at 913 and 1035 °C and are presented in Fig.5.

Figure 5: XRD powder diffraction profiles for Loaded-Z at Room temperature and after treatment at 913 and 1035 °C for 2 hours.



Source: the author.

As previously discussed, and observed in Fig. 2, zeolite synthesized under pre-determined conditions from bagasse ashes sugar cane resulted in type A zeolite, corresponding to the crystalline phase 4A, also known as Na-A. According to diffractograms presented in Fig. 5, after heat treatment at 915 °C for 2 h, the formation of a new crystalline phase with different peaks, identified as carnegieite [15].

In conjunction with the results obtained from thermal analysis differential, the formation of carnegieite, polymorphic phase of nepheline, is associated with the well-defined exothermic peak observed at this temperature, which despite essentially being obtained at

higher temperatures (around 1000 °C), in zeolites with higher sodium content, can be obtained at lower temperatures. At 1035 °C, new peaks can be observed with the formation and consolidation of the nepheline phase (4A)[15], the most stable phase.

As we have seen in this work the capacity for altering the composition of the starting zeolite by ion exchange did not compromise its thermal stability required for the immobilization processes.

4. CONCLUSIONS

The results confirmed the obtention of high purity zeolites with adequate adsorption capacity. Moreover, most of the sodium content present in the zeolite was replaced by the ionic exchange of Na⁺ ions for Cs⁺ ions. Thermal gravimetric analysis and XRD analysis were successfully used to investigate the thermal stability of the zeolite type A synthesized from sugarcane bagasse ash. The ability of the synthesized material to retain structural integrity upon heating after the ionic exchange, make it a promising solution for the treatment and removal of cesium-137 content in radioactive wastewater.

ACKNOWLEDGMENT

The authors would like to acknowledge the support provided by the Instituto de Pesquisas Energéticas e Nucleares (IPEN), which contributed essential equipment, infrastructure, and the collaboration of its researchers to this study.

FUNDING

This work was supported by the Instituto de Pesquisas Energéticas e Nucleares (IPEN) with laboratory facilities and post-doctoral scholarship by project n° 2020.06.IPEN.27.PD2.

CONFLICT OF INTEREST

All authors declare that they have no conflicts of interest.

REFERENCES

- [1] ZHUANG, Shuting and WANG, Jianlong. Cesium removal from radioactive wastewater by adsorption and membrane technology. **Frontiers of Environmental Science & Engineering**. v. 18, n. 3, p. 38. 2024. DOI 10.1007/s11783-024-1798-1. Available from: <https://link.springer.com/10.1007/s11783-024-1798-1>.
- [2] LALHMUNSIAMA, KIM, Jae Gyu, CHOI, Suk Soon and LEE, Seung Mok. Recent Advances in Adsorption Removal of Cesium from Aquatic Environment. **Applied Chemistry for Engineering**. v. 29, n. 2, p. 127–137. 2018. DOI 10.14478/ACE.2018.1019. Available from: <https://doi.org/10.14478/ace.2018.1019>.
- [3] KWON, Sunki, LIM, Jongmyoung, SEOUNG, Donghoon, CHO, Youngjin and PARK, Byungkyu. Comparative study of the cesium adsorption behavior of montmorillonite and illite based on their mineralogical properties and interlayer cations. **Journal of Hazardous Materials Advances**. v. 10, p. 100258. 2023. DOI 10.1016/J.HAZADV.2023.100258.
- [4] DE CARVALHO IZIDORO, Juliana, FUNGARO, Denise Alves and CATALDO, Eleonora. Zeolites synthesized from agro-industrial residues applied in agriculture: A review and future prospects. **Soil Use and Management**. v. 40, n. 1, p. e13003. 2024. DOI 10.1111/sum.13003.
- [5] IZIDORO, Juliana de C., FUNGARO, Denise A., ABBOTT, Jennifer E. and WANG, Shaobin. Synthesis of zeolites X and A from fly ashes for cadmium and zinc removal from

- aqueous solutions in single and binary ion systems. **Fuel**. v. 103, p. 827–834. 2013. DOI 10.1016/j.fuel.2012.07.060.
- [6] IZIDORO, Juliana de C., FUNGARO, Denise Alves, DOS SANTOS, Fernando S. and WANG, Shaobin. Characteristics of Brazilian coal fly ashes and their synthesized zeolites. **Fuel Processing Technology**. v. 97, p. 38–44. 2012. DOI 10.1016/j.fuproc.2012.01.009.
- [7] TIAN, Quanzhi and SASAKI, Keiko. Application of fly ash-based materials for stabilization/solidification of cesium and strontium. **Environmental Science and Pollution Research**. v. 26, n. 23, p. 23542–23554. 2019. DOI 10.1007/S11356-019-05612-1/METRICS.
- [8] PATEL, Himanshu. Environmental valorisation of bagasse fly ash: a review. **RSC Advances**. v. 10, n. 52, p. 31611–31621. 2020. DOI 10.1039/D0RA06422J.
- [9] MAHIMA KUMAR, M., IRSHAD, K. A. and JENA, Hrudananda. Removal of Cs⁺ and Sr²⁺ ions from simulated radioactive waste solutions using Zeolite-A synthesized from kaolin and their structural stability at high pressures. **Microporous and Mesoporous Materials**. v. 312, p. 110773. 2021. DOI 10.1016/J.MICROMESO.2020.110773.
- [10] KIM, YANG, SUBRAMANIAN, V., FIROR, ROGER L. and SEFF, KARL. Four Crystal Structures of BaxNa_{12-2x}-A (1 ≤ x ≤ 6) Relating to the Instability of Barium-Exchanged Zeolite A Toward Dehydration. In : **Adsorption and Ion Exchange with Synthetic Zeolites**. 1980. p. 137–153.
- [11] GREAVES, G.N. Zeolite Instability and Collapse. In : **Phase Transitions and Self-Organization in Electronic and Molecular Networks**. Kluwer Academic Publishers : Boston, [no date]. p. 225–246.
- [12] OMERASEVIĆ, Mia, LUKIĆ, Miodrag, SAVIĆ-BISERČIĆ, Marjetka, SAVIĆ, Andrija, MATOVIĆ, Ljiljana, BAŠČAREVIĆ, Zvezdana and BUČEVAC, Dušan. Permanent disposal of Cs ions in the form of dense pollucite ceramics having low thermal expansion coefficient. **Nuclear Engineering and Technology**. v. 52, n. 1, p. 115–122. 2020. DOI 10.1016/J.NET.2019.07.001.
- [13] MIMURA, Hitoshi and KANNO, Takuji. Distribution and fixation of cesium and strontium in zeolite a and chabazite. **Journal of Nuclear Science and Technology**. v. 22, n. 4, p. 284–291. 1985. DOI 10.1080/18811248.1985.9735658. Available from: <https://www.tandfonline.com/action/journalInformation?journalCode=tnst20>.
- [14] KRÓL, Magdalena Katarzyna and JELEŃ, Piotr. The Effect of Heat Treatment on the Structure of Zeolite A. **Materials**. v. 14, n. 16, p. 4642. 2021. DOI 10.3390/ma14164642.

- [15] ALTOMARE, Angela, CORRIERO, Nicola, CUOCCI, Corrado, FALCICCHIO, Aurelia, MOLITERNI, Anna and RIZZI, Rosanna. *QUALX2.0*: a qualitative phase analysis software using the freely available database POW_COD. **Journal of Applied Crystallography**. v. 48, n. 2, p. 598–603. 2015. DOI 10.1107/S1600576715002319.
-

LICENSE

This article is licensed under a Creative Commons Attribution 4.0 International License, which permits use, sharing, adaptation, distribution and reproduction in any medium or format, as long as you give appropriate credit to the original author(s) and the source, provide a link to the Creative Commons license, and indicate if changes were made. The images or other third-party material in this article are included in the article's Creative Commons license, unless indicated otherwise in a credit line to the material.

To view a copy of this license, visit <http://creativecommons.org/licenses/by/4.0/>.